



HYLINE

OFFROAD

www.hylineoffroad.com

1507 C West Park Avenue ~ Perkasie, PA 18944
Tel: 1.888.495.4631 ~ Fax: 215.257.4364

Proudly Made In USA

Installation Instructions:

JK Rear Bumper

Part Numbers:

400.200.110 & 400.200.120

400.200.180 & 400.200.190

400.200.140

Vehicle Fitment:

2007-Present Jeep

Wrangler & Unlimited

Parts List

Qty:

- 1 Rear Bumper
- 2 Inner Frame Mounting Brackets
- 4 1/2-13 Gr8 Hex Bolts
- 4 1/2" Gr8 Flat Washers
- 4 1/2" Gr8 Lock Washers

Tools Needed



Ratchet
16mm Socket
18mm Socket
3/4" Socket
Torque Wrench

Congratulations on your purchase of the Hyline Offroad Standard Rear Bumper. Our Bumpers are completely manufactured in our facility located in Perkasie, PA. They are designed and engineered by Offroad enthusiasts just like you to be rock solid at an affordable price. Hyline Offroad would like to thank you for your recent purchase and look forward to serving you in the future.

Hyline Offroad Staff

PLEASE READ INSTRUCTIONS BEFORE BEGINNING INSTALLATION

Remove Stock Rear Bumper

Step 1 – Unbolt the four bolts (2 on each side) on both sides of stock bumper mounting brackets using the 16mm socket. They are located on the outside of the Jeep's frame. Save these 4 bolts, as they will be reused during installation of your Hyline Bumper.

(See Figure 1, Passenger Side Shown)




Figure 1

Step 2 – Next, unbolt the two bolts (1 on each side) located on the inside of the rear cross member using the 16mm socket.

(See Figure 2)

Step 3 – Now the stock bumper is free to be removed from the Jeep.

Step 4 – If you have a stock tow hook Attachment you will need to remove that as well. Using the 18mm socket remove the three bolts that attach the tow hook. (See Figure 3)

If you have a hitch receiver you can leave that attached.




Figure 2

Install Hyline Offroad Rear Bumper

Step 5 – Slide the Inner Frame Mounting Brackets inside each frame rail. Position the bracket so that the weld nuts are centered with the large slotted holes in the side frame.

(See Figure 4)




Figure 3

NOTE... If you have a style bumper that includes light cutouts and are adding cube lights you will need to add them before installing the bumper onto the vehicle. Use supplied washers as needed if necessary to shim lights up.

Step 6 – Now you're ready to slide the Hyline Rear Bumper in place. Guide the bumper mounting brackets that are welded onto the bumper over top of the frame rails. Push the bumper onto the Jeep until the holes in the bumper mounting brackets are aligned with the holes in the frame.




Figure 4

Step 7 – Using the supplied ½-13 Grade 8 Bolts, Lock Washers and Flat Washers along with the 4 metric bolts you took out in Step 1, thread each bolt into its respective hole. (See Figure 5)

Step 8 – Once all the bolts have been hand tightened you can now Tighten ½-13 Bolts with the ¾" socket (100 ft/lb) and other bolts with 16mm socket (50 ft/lb).

Step 9 – After about 50-100 miles of driving re-check all bolts and torque to proper settings.



Figure 5

Send your OFFROAD pictures to pics@HylineOffroad.com . If we choose any one of your pictures to be used on our website, We send you a FREE Hyline Offroad T-Shirt.

! Attention Installation instructions provided must be read and followed exactly when installing product. Failure to do so could potentially result in injury or death of any occupants in the vehicle. **WEAR SEAT BELTS AT ALL TIMES WHEN DRIVING!**

Though our products are rugged, they are primarily designed and built to enhance the appearance of the vehicle and will not protect from death or injury in the event of an accident. Adhere to all vehicle manufacturers specifications.

**** IMPORTANT: PLEASE READ BEFORE INSTALLING**

HYLINE OFFROAD, LLC WARRANTY

HYLINE OFFROAD, LLC. LIMITED WARRANTY Hyline Offroad, LLC, warrants all products against manufacturer's defects in workmanship and material for a period of one (1) year from the date of sale. This warranty applies to manufacturer's defects only and does not cover damage or failure caused by natural causes or third parties.

If product failure does occur within the time period specified according to the provisions of this Warranty, then Hyline Offroad, LLC agrees to provide the replacement product free of charge, F.O.B. factory. This Warranty is valid only so long as the product is installed on the original vehicle. Removal of the product from this vehicle automatically invalidates this Warranty.

As described above, this warranty is expressly limited to the material cost of the product and does not extend to labor costs. Hyline Offroad, LLC will not be responsible for any costs incurred in the removal or reinstallation of the product furnished by manufacturer under this warranty.

CLAIMS PROCEDURE Submit Warranty claim in writing, by certified mail to Hyline Offroad, LLC, 1507 C West Park Avenue, Perkasio, PA 18944. The Claim Notice must state the date of this Notice, the nature of the defect, date of purchase and if already installed, the date of installation, if installed the name of installer and include Proof of Purchase.

This Warranty shall be for the benefit of the original owner only, and is non-transferable. This Warranty is valid in those states where permitted. Some states do not allow limitations on the length of an implied warranty, so the above limitation may not apply to you. Some states do not allow the exclusion or limitation of incidental or consequential damages, so the above limitation or exclusion may not apply to you. You should check your local state laws to determine this. This Warranty gives you specific legal rights, and you may also have other rights, which vary from state to state.

THE WARRANTIES SET FORTH IN THE FOREGOING PROVISIONS ARE LIMITED TO THEIR PRECISE TERMS AND PROVIDE EXCLUSIVE REMEDIES EXPRESSLY IN LIEU OF ALL OTHER WARRANTIES. THERE ARE NO WARRANTIES, EXPRESS OR IMPLIED, WHICH EXTEND BEYOND THE DESCRIPTION IN THE FOREGOING PROVISIONS. HYLINE OFFROAD, LLC EXPRESSLY DISCLAIMS ANY IMPLIED WARRANTY OF MERCHANTABILITY WITH REGARD TO THE PRODUCTS. HYLINE OFFROAD, LLC IS NOT LIABLE TO ANYONE FOR INCIDENTAL OR CONSEQUENTIAL DAMAGES FOR BREACH OF ANY WARRANTY, EXPRESS OR IMPLIED. HYLINE OFFROAD, LLC IS NOT LIABLE FOR DAMAGES TO PERSON OR PROPERTY, CONSEQUENTIAL LOSSES, LOSS OF PROFIT, LOSSES OF PRODUCT IN STORE, OR THE LIKE, UNDER ANY CIRCUMSTANCES AND HYLINE OFFROAD, LLC'S LIABILITY IN ANY CIRCUMSTANCE IS SPECIFICALLY LIMITED BY THE TERMS OF THIS WARRANTY.

HYLINE OFFROAD, LLC HOLD HARMLESS AGREEMENT

1. In purchasing a Hyline Offroad, LLC Product™ I release, waive, discharge and covenant not to sue Hyline Offroad, LLC's officers, servants, agents, or employees (hereinafter referred to as Releasees) from any and all liability, claims, demands, actions and causes of action whatsoever arising out of or related to any loss, damage, or injury, including death, that may be sustained by me (or anyone else), any property belonging to me (or anyone else), whether caused by the negligence of the releasees or otherwise, while working on, using or any activity related to this product.
2. I am fully cognizant of any risks and/or hazards connected with the use of a this product and I elect to willingly engage in such use of this product knowing that the use may be hazardous to me and my property. I willingly assume full responsibility for any risks of loss, property damage or personal injury, including death, that may be sustained by me (or anyone else), or any loss or damage to property owned by me (or anyone else), as a result of using this product, whether caused by the negligence of releasees or otherwise.
3. I further agree to indemnify and hold harmless the releases from any loss, liability, damage or costs, including court cost and attorney fees, that they may incur due to my use of a this product, whether caused by negligence of releasees or otherwise.
4. It is my express intent that this Release and Hold Harmless Agreement shall bind the members of my family and spouse, if I am alive, and my heir's assigns and personal representative, if I am deceased, and shall be deemed as a release, waiver, discharge, and covenant not to sue the above named releasees. I further agree that this Waiver of Liability and Hold Harmless Agreement shall be construed in accordance with the laws of the State of Pennsylvania.

By accepting and installing this product, I acknowledge and represent that I have read the above Warranty and Hold Harmless Agreement, understand it and accept it willingly as my own free act and deed; no oral presentations, statements, or inducements, apart from the foregoing written agreement, have been made; I am at least eighteen (18) years of age and fully competent; and I execute this Release for full, adequate and complete consideration fully intending to be bound by same.

If you do not agree with the preceding Hold Harmless Agreement, you may return the product and receive a full refund. Please, contact a Hyline Offroad sales representative and they will issue a call tag for the product in question. Once the product has been received by Hyline Offroad, inspected and accepted for return, a full refund will be issued.