



www.HylineOffroad.com

1507C West Park Avenue • Perkasie, PA 18944
Tel: 215/257-4323 • Fax: 215/257-4384 • 800-HYLINE 1 (800/495-4831)

Proudly Made In USA

Installation Instructions:
TJ Steering Box Skid Plate
Part Number: **TJ-40SSP**

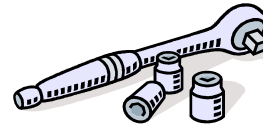
Vehicle Fitment:
1997-2006 Jeep Wrangler and
Wrangler Unlimited

Parts List

Qty:

- 1 Steering Box Skid Plate**
- 1 3/8-16 Self-Threading Bolt**

Tools Needed



Ratchet
5/8" Socket
9/16" Socket
T-55 Torx Socket



Drill
23/64" (.358") Bit



Safety Glasses


Congratulations on your purchase of the Hyline Offroad Steering Box Skid Plate. Our Skid Plates are completely manufactured in our facility located in Perkasie, PA. They are designed and engineered by Offroad enthusiasts just like you to be rock solid at an affordable price. Hyline Offroad would like to thank you for your recent purchase and look forward to serving you in the future.

Hyline Offroad Staff

PLEASE READ INSTRUCTIONS BEFORE BEGINNING INSTALLATION


Steering Box Skid Plate Installation

**Step 1 - Remove the lower steering gear box bolt and Bottom Bumper Torx Bolt
(See Figure 1 Arrows)**



Step 2 - Hold skid plate in place and re-install steering gear box bolt and Torx bolt in bumper.

Step 3 - With skid plate bolted in place, Use 23/64" Bit to drill a hole through the frame crossmember tube. This hole is undersize to accept the self threading 3/8" bolt. (See Figure 2 Arrow)



Step 4 - Use the 9/16" Socket to install the 3/8" self threading bolt by applying pressure to the head of the ratchet while tightening bolt. Using the drill with a 9/16" socket adapter bit would make the self threading bolt easier to install.

Send your OFFROAD pictures to pics@HylineOffroad.com . If we choose any one of your pictures to be used on our website, We send you a FREE Hyline Offroad T-Shirt.



Attention

Installation instructions provided must be read and followed exactly when installing product. Failure to do so could potentially result in injury or death of any occupants in the vehicle. **WEAR SEAT BELTS AT ALL TIMES WHEN DRIVING!**

Though our products are rugged, they are primarily designed and built to enhance the appearance of the vehicle and will not protect from death or injury in the event of an accident. Adhere to all vehicle manufacturers specifications